


Prevent



The Skills Network Limited
Abbey Court, 6-16 Benedict Drive,
Selby, YO8 8RY



01757 210 022
enquiries@theskillsnetwork.com
<https://theskillsnetwork.com>



What is Prevent?

As part of our ongoing commitment to keeping you informed about the Prevent agenda, please see below a short information guide explaining the key terms of Prevent.

Prevent, along with Pursue, Protect and Prepare, are different strands of the government's counter-terrorism strategy, CONTEST. This strategy aims to safeguard and protect vulnerable individuals from radicalisation.

In this guide, you can also see a brief description of Channel, a multi-agency approach focusing on early intervention for individuals who have been identified as being at risk of being drawn into terrorism.

At The Skills Network, we will provide you with the following to support your understanding of Prevent:


- Safeguarding and Prevent Policy and Procedures (see link further down)
- Access to extra training modules (Prevent, Safeguarding, British Values and E-Safety)
- Regular communication updates
- Access to your Learner Support Advisor (LSA), Tutors and the Safeguarding Team.

Extremism

Do you know the difference between extreme and extremism?

If something is extreme, it is beyond what is usual or far from average. An extreme situation can be very good, serious or hazardous. In contrast, extremism refers to the 100% belief in a particular cause or idea. If a person holds extremist views, they think less of the views of others. In some cases, they act to try and change people's views or punish them for not agreeing with their own, often using violence.





Radicalisation

Do you know what radicalisation means?

Radicalisation is the term used to describe the process of an individual adopting extreme thoughts, ideas and beliefs, to the point where they put these beliefs above those of all others. If a person becomes radicalised, it can lead to them denouncing or rejecting the life and values they previously held in order to carry out extremist acts. The process of radicalisation often includes elements of persuasion, either through the internet or social media, face-to-face through peer groups, or through written literature, such as magazines.


What is Channel and who is it aimed at?

Channel is an early intervention panel designed to safeguard vulnerable individuals from being drawn into extremist or terrorist behaviour. Channel works in a similar way to existing partnership programmes for vulnerable individuals. It is a voluntary process, allowing the individual to withdraw from the programme at any time. Early intervention can prevent individuals from being drawn into terrorist-related activity in a similar way to other dangerous activity such as drugs, Child Sexual Exploitation (CSE), knife or gang crime.

How does Channel work?

The Channel Panel is chaired by the local authority and works with multi-agency partners to collectively assess the risk to an individual and decide whether intervention is necessary. If a voluntary Channel intervention is required, the panel works with local partners to develop an appropriate individualised support package. The support package is monitored and reviewed regularly by the Channel Panel.





Do you know how to protect yourself during a terrorist attack?

Whilst it is extremely unlikely that you would be caught in a terrorist attack, the National Counter Terrorism Policing team advise it is important that communities remain vigilant and aware of how to protect themselves if the need arises. The guidance advises that if you are caught up in an incident to 'run, hide and tell' - guidance which can be applied to many places and situations

RUN

- Escape if you can
- Consider the safest options
- Is there a safe route? If so, RUN; if not, HIDE
- Can you get there without exposing yourself to greater danger?
- Insist that others leave with you
- Leave belongings behind.


HIDE

- If you cannot RUN, HIDE
- If you can see the attacker, they may be able to see you
- Hiding from view doesn't mean you are safe – bullets can go through glass, brick and wood
- Find cover from gunfire – e.g. substantial brickwork/heavily reinforced walls
- Try not to get trapped and make sure you are aware of your exits
- Be quiet, silence your phone and turn it off vibrate
- Lock the door and move away from it.

TELL

- CALL 999 – if you cannot speak or make a noise, listen to the instructions given to you by the call taker
- Location – where are the suspects?
- Direction – where did you last see the suspects?
- Descriptions – describe the attacker(s) (number of attackers, features, clothing, weapons etc.)
- Further information – casualties, types of injuries, building information (entrances/ exits), hostages and anything else you think is important
- Stop other people from entering the building if it is safe to do so.





Home Office training

The Home Office have designed an online training programme to explain the Prevent duty and how this aims to safeguard vulnerable individuals from being radicalised.

Click here to access the Home Office Prevent Training Programme
<https://www.elearning.prevent.homeoffice.gov.uk/edu/screen1.html>

Remember, you have been enrolled onto additional online modules which all learners are encouraged to complete during their qualification. These should be available via your EQUAL account, and include:

- Safeguarding at TSN
- Prevent at TSN
- E-Safety at TSN
- British Values at TSN

All staff and learners at The Skills Network are actively encouraged to familiarise themselves with our Safeguarding and Prevent Policy and our safeguarding referral process, both of which are available at <https://theskillsnetwork.com/policies/safeguarding>

If you have any questions or safeguarding concerns, please contact our Safeguarding Team by calling **01757 600706** or by emailing safeguarding@theskillsnetwork.com.

If you are concerned that someone is at risk of immediate harm, or that a crime has been committed, please call 999.

